











Quicken Contact Number



Location **Wales, Gwynedd**
<https://www.freeadsz.co.uk/x-394765-z>

Uninstalling or re-installing Quicken should not a problem for the Windows users. If you are desktop version Quicken user, you can uninstall the program by going to your Windows Control Panel. At Control Panel, you shall find Add or Remove Program option. Click on it, and a folder will open up, showing the installed programs in your system. Find Quicken in the list of programs and click on remove. Uninstalling process will start and it would take a few minutes to be completed. For re-installing Quicken, run the setup and follow instructions carefully. Installation process takes only a few minutes. For guide or assistance, call tech support team. checko ut : - <http://www.quickenphonesupportnumber/>



 <p>Quicken Contact Number https://www.freeadsz.co.uk/x-394765-z</p>	 <p>Quicken Contact Number https://www.freeadsz.co.uk/x-394765-z</p>	 <p>Quicken Contact Number https://www.freeadsz.co.uk/x-394765-z</p>	 <p>Quicken Contact Number https://www.freeadsz.co.uk/x-394765-z</p>	 <p>Quicken Contact Number https://www.freeadsz.co.uk/x-394765-z</p>	 <p>Quicken Contact Number https://www.freeadsz.co.uk/x-394765-z</p>	 <p>Quicken Contact Number https://www.freeadsz.co.uk/x-394765-z</p>	 <p>Quicken Contact Number https://www.freeadsz.co.uk/x-394765-z</p>	 <p>Quicken Contact Number https://www.freeadsz.co.uk/x-394765-z</p>	 <p>Quicken Contact Number https://www.freeadsz.co.uk/x-394765-z</p>
--	---	---	---	--	---	---	---	---	---