

# Yamaha Sound Expander EMT-10 complete with a Yamaha Power Adaptor as its power supply



Location **South West, Avon**  
<https://www.freeadsz.co.uk/x-505990-z>

I bought this sound expander new and it is in very good condition and hardly used. It comes complete with the Yamaha Power Adaptor power supply, connecting cables and original user's guide.

The EMT-10 is a super expander which was snapped up by many pro musicians because of the quality of its sampled piano.


The reason the EMT-10 Soundbox's instrument voices sound so real is because they are real - they are generated by Yamaha's exclusive AWM (Advanced Wave memory) process.

AWM sounds are high quality digital recordings of real instruments (or in the case of the EMT-10's choir sound, real human voices).


The EMT-10 offers 12, good quality, preset Advanced Wave Memory (AWM) sampled voices, which are split into two groups: percussive voices and sustained voices. The 9 percussive voices comprise acoustic and electric pianos, harpsichord, acoustic guitar, and upright, electric and slap bass. The standout percussive sounds are the acoustic piano and the three bass voices. The sustained voices comprise strings, brass and choir. The choir is particularly compelling with female sounding high voices, male sounding low voices and tonal variation from note to note.

The EMT-10 is 8-note polyphonic with limited layering and split support. Any sustained voice can be doubled up with a consequent reduction to 4-note polyphony. A bass voice can be split with any other voice; 2-notes are assigned to the bass voice and 6-notes are assigned to the other voice. When used in conjunction with a second EMT-10, even/odd note mode provides for 16-note polyphony. One EMT-10


reacts to only odd notes while the other reacts only to even notes. The EMT-10 has a volume knob, a pitch control knob, a brightness knob, and a time knob. The volume knob is used as a secondary volume control. The brightness knob is used to control the volume of the bass voice. The time knob is used to control the decay time of the notes. The pitch control knob is used to control the pitch of the notes. The EMT-10 also has a power button and a power indicator light. The EMT-10 is a very versatile and high-quality sound expander. It is a must-have for any musician who wants to expand their sound palette. For more information, please visit our website at <https://www.freeadsz.co.uk/x-505990-z>.




Yamaha Sound Expander EMT-10 complete with a Yamaha Power Adaptor as its power supply  
<https://www.freeadsz.co.uk/x-505990-z>



Yamaha Sound Expander EMT-10 complete with a Yamaha Power Adaptor as its power supply  
<https://www.freeadsz.co.uk/x-505990-z>



Yamaha Sound Expander EMT-10 complete with a Yamaha Power Adaptor as its power supply  
<https://www.freeadsz.co.uk/x-505990-z>



Yamaha Sound Expander EMT-10 complete with a Yamaha Power Adaptor as its power supply  
<https://www.freeadsz.co.uk/x-505990-z>



Yamaha Sound Expander EMT-10 complete with a Yamaha Power Adaptor as its power supply  
<https://www.freeadsz.co.uk/x-505990-z>



Yamaha Sound Expander EMT-10 complete with a Yamaha Power Adaptor as its power supply  
<https://www.freeadsz.co.uk/x-505990-z>



Yamaha Sound Expander EMT-10 complete with a Yamaha Power Adaptor as its power supply  
<https://www.freeadsz.co.uk/x-505990-z>



Yamaha Sound Expander EMT-10 complete with a Yamaha Power Adaptor as its power supply  
<https://www.freeadsz.co.uk/x-505990-z>



Yamaha Sound Expander EMT-10 complete with a Yamaha Power Adaptor as its power supply  
<https://www.freeadsz.co.uk/x-505990-z>



Yamaha Sound Expander EMT-10 complete with a Yamaha Power Adaptor as its power supply  
<https://www.freeadsz.co.uk/x-505990-z>

Dimensions (W x D x H) 20 cm x 21.5 cm x 5 cm

Weight 1.2 kg

Buyer to collect with cash