

Blue Yeti Professional Usb Microphone (75 GBP)













Location **London, London**
<https://www.freeadsz.co.uk/x-536534-z>

Very good condition. small chip on stand base. See photos. In no way affects it's performance
 Create unparalleled recordings with your computer using Blue's best-selling Yeti family of USB microphones. Thanks to our proprietary tri-capsule technology, Yeti microphones produce pristine, studio-quality recordings with legendary ease. And four different pattern settings offer incredible flexibility so you can record vocals, music, podcasts, audio for video, interviews, or even cryptozoology lectures in ways that would normally require multiple microphones. Whether you're recording at home, on the road, or in the Himalayas, Yeti helps you produce studio-quality recordings every time.

Key Features:

- Power Required/Consumption: 5V 500mA (USB) 4V DC (Analogue)
- Polar Patterns: Cardioid, Bidirectional, Omnidirectional, Stereo
- Frequency Responce: 20Hz - 20kHz
- Weight: (microphone) 1.2 lbs/0.55 kg (stand) 2.2 lbs/1 kg
- Dimensions: 12 x 12.5 x 29.5 cm (extended in stand)
- Ultimate USB mic for professional recording

The Yeti is one of the most advanced and versatile multi-pattern USB microphones available anywhere. Combining three capsules and four different pattern settings, the Yeti is an ultimate tool for creating amazing recordings, directly to your computer. With exceptional sound and performance, the Yeti can capture anything with a clarity & ease unheard of in a USB microphone.

 <p>Blue Yeti Professional Usb Microphone https://www.freeadsz.co.uk/x-536534-z</p>	 <p>Blue Yeti Professional Usb Microphone https://www.freeadsz.co.uk/x-536534-z</p>	 <p>Blue Yeti Professional Usb Microphone https://www.freeadsz.co.uk/x-536534-z</p>	 <p>Blue Yeti Professional Usb Microphone https://www.freeadsz.co.uk/x-536534-z</p>	 <p>Blue Yeti Professional Usb Microphone https://www.freeadsz.co.uk/x-536534-z</p>	 <p>Blue Yeti Professional Usb Microphone https://www.freeadsz.co.uk/x-536534-z</p>	 <p>Blue Yeti Professional Usb Microphone https://www.freeadsz.co.uk/x-536534-z</p>	 <p>Blue Yeti Professional Usb Microphone https://www.freeadsz.co.uk/x-536534-z</p>	 <p>Blue Yeti Professional Usb Microphone https://www.freeadsz.co.uk/x-536534-z</p>	 <p>Blue Yeti Professional Usb Microphone https://www.freeadsz.co.uk/x-536534-z</p>
---	--	--	--	---	--	--	--	--	--

microphones and devices, all with the simplicity of a plug 'n play USB microphone.

Four settings. Endless possibilities

You can quickly select from each of Yeti's four pattern settings (stereo, cardioid, omnidirectional, bidirectional) by simply rotating the pattern selector knob:

Stereo

The Stereo mode is great for capturing a realistic stereo image. Uses both the left and right channels to capture a wide, realistic sound image, ideal for recording acoustic guitar or choir. Alternatively, you can record everything as centered as possible, and easily adjust the position when you're mixing the recording. If you want the sound in the right or left channel only, you should try using the cardioid, bidirectional or the omnidirectional setting, and use your software to hard-pan the sound to the left or the right.

Cardioid

Cardioid is the most commonly used mode and can be useful in most any situation. If you are recording vocals, a podcast, or a voiceover, cardioid is likely your best choice. When recording in cardioid, sound directly in front of the microphone is picked up while the sound at the rear and sides of the microphone is not picked up.

Omnidirectional

Omnidirectional means that the microphone picks up sound equally from all directions. This setting is perfect for recording a group of musicians all playing at the same time, recording a conversation between multiple parties around a room, a conference call, or any other situations where you want to capture the ambience of 'being there.'

Bidirectional

Bidirectional means that the microphone picks up sound at the front and rear of the microphone, while the sounds to the sides are "rejected", or not picked up. The bidirectional setting is very useful in achieving a nuanced, pleasant sound when recording musical instruments, and is perfect for recording an interview with two or more guests. By placing the microphone between two or more subjects (front of microphone facing one source, rear of microphone facing another), you can achieve a natural sound without the complexity of using multiple.